

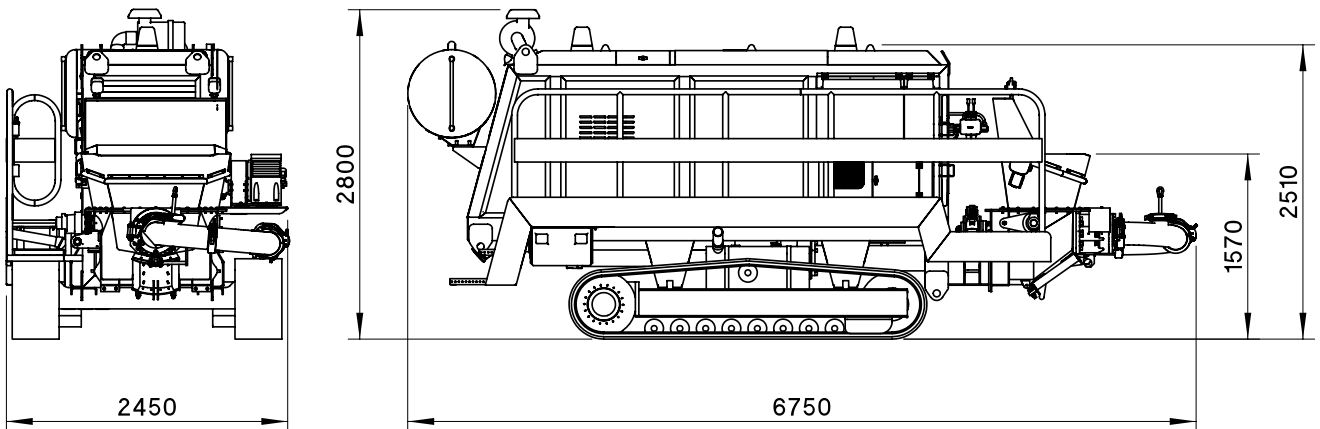
CRAWLER CONCRETE PUMP PCC 907/612

DESCRIPTION

Crawler concrete pump operated by proportional control and manipulators on control panel.
Fixed counterframe to support the pumping unit.
Trampling footboards with safety sideboards.
Free footboard with supporting frame for concrete pipes.



DIMENSIONS AND PERFORMANCE DIAGRAMS

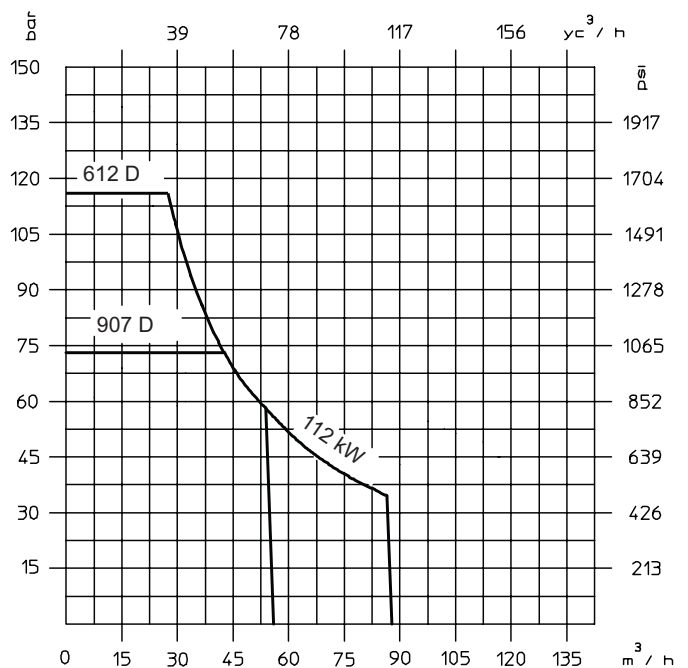



Crawler car

Max speed	Km/h	4
Max tractive force	da N	6900
Gross weight	Km	8000

Air compressor

Flow rate	l/min	700
Pressure	bar	12



CRAWLER CONCRETE PUMP

PCC 907/612

MAIN FEATURES

Powered by Diesel separate engine. Main pump with pistons with variable capacity and constant power. Gear pump for auxiliary services.

Pumping unit made by a functional module complete with distributing S-shaped valve made of wear-resistant casting steel with variable thickness walls. Between the eye plate and the valve, a wear ring is mounted for a perfect seal in order to grant pumping of stiff concrete with a low water/cement ratio, light concrete and mortar.

The control system is an automatic sequence circuit with fully hydraulic control by direct pilot system.

The hopper is pyramidal shaped, with wide charge opening, rubber edge and protection grid and is flanged to distribution tank.

- Same pumping module for every concrete type
- "S" shaped valve made of special steel with different thickness for every concrete type
- Very fast valve exchange and certain positioning even with difficult concrete type.
- Perfect pumping with regular and continuous flow even with high pressure
- Automatic wear compensation
- Open hydraulic circuit
- Low noise
- Low running costs
- Quick and easy maintenance operations of every component

STANDARD EQUIPMENT

- Deutz engine:
 - PC 907/612 Step3 power 130 kW *
 - PC 907/612 Step2 power 112 kW
- Water tank, 400 l capacity
- Hydraulically driven water pump (70 l/min – 20 bar)
- Quick joint washing nozzle with 10 mt flexible pipe
- Hydraulically driven air compressor with accessories (700 l/min – 12 bar)
- Greasing electric pump with 2000 cm³ tank
- Electric board DIN P54 – IEC IP 55
- Control board with all functions
- Alternator and batteries
- Diesel tank, 140 l capacity
- Electric hour meter on pumping + engine electric stop
- Audible alarm device for starting engine breakdown and for tilting danger
- Hopper concrete pipeline with bend and counterbend + reducer up to 5"
- Remote control panel for pumping with 20 m cable
- Concrete flow rate regulator on board
- Electric vibrator on hopper grid
- Light set for hopper
- Flashing light and audible alarm device for machine on move
- Tool box + lubricating manual pump
- One colour painting

OPTIONALS

- Multistage centrifuge water pump (300 l/min – 20 bar)
- Catalytic silencer for Diesel engine

TECHNICAL DATA

MODEL		PCC 907	PCC 612
Drive power	<i>kW</i>	130*	130*
Max. theoretical output	<i>m³/h</i>	87	56
Max. pressure on concrete	<i>bar</i>	73	116
Max. number of cycles per minute		31	20
Concrete cylinders (diam. x stroke)	<i>mm</i>	200x1500	200x1500
Road side drive ■ / Piston side drive ◆		■	◆

Technical data and characteristics subject to modifications without notice